



GENERAL DESCRIPTION

The 9157 series was specifically designed for portable equipment.

AVX now offers this two-part system as a standard product. The fixed SMT socket is designed to be housed within the confined dimensional constraints of the portable device.

The plug/cover connector has sprung contacts and is designed for termination to accessory equipment. The connector is designed to house fifteen signal contacts on a 1mm pitch rated at 1.5A. There is the option to include a switching RF coax.

A cradle SMT plug connector for docking applications is also available as standard and has the option of including a SMT RF coax.

Whatever your requirements, the 9157 series can also be customized to suit your application.

APPLICATIONS

Suitable applications include:

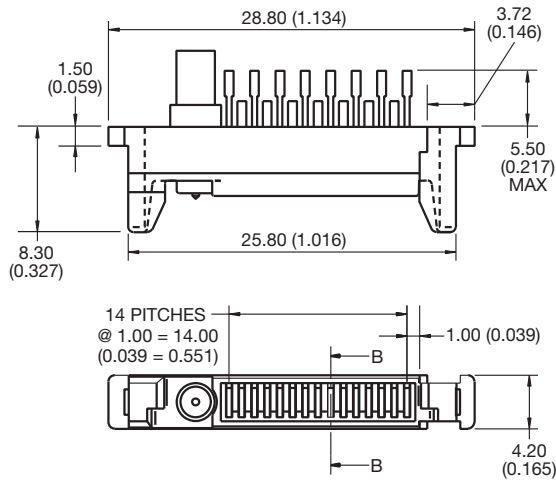
- Mobile Phones
- PDA
- Medical
- Docking/Charging for any portable device

KEY FEATURES AND BENEFITS

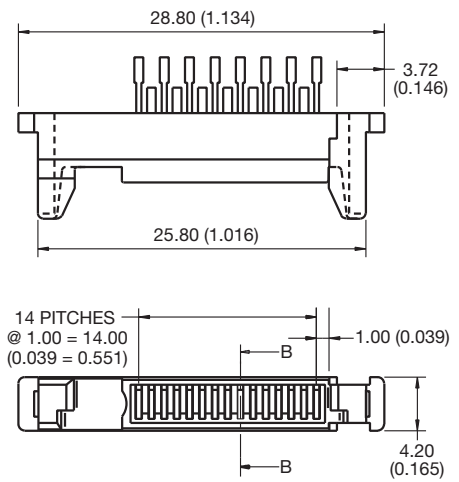
- Patented 20° angled face on the socket gives self-cleaning face when mated with plug.
- Metal Latching area integral to socket which saves PCB real estate.
- Integral to socket is a mechanical 50Ω switching coax for SMT termination.
- Single sprung plug contact design gives ten thousand mating cycles and cleaning/wiping action.
- Customer has option to terminate own RF coax using AVX custom tooling: 06-9157-7116-01-000.
- SMT plug has unique location pyramids that give positive alignment to portable device, and assist blind mating.
- RoHS Compliant.



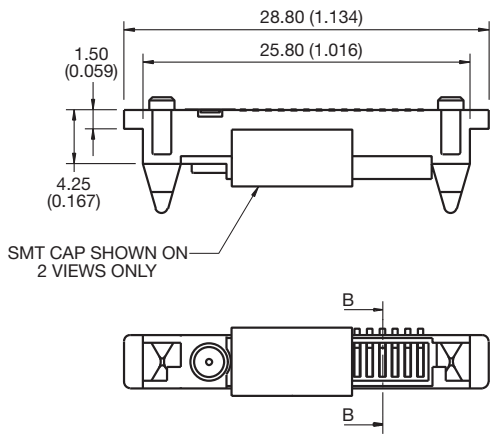
Plug Wire with Coax



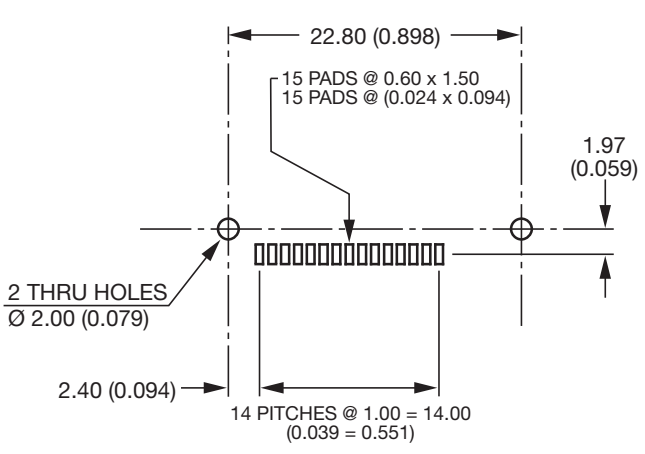
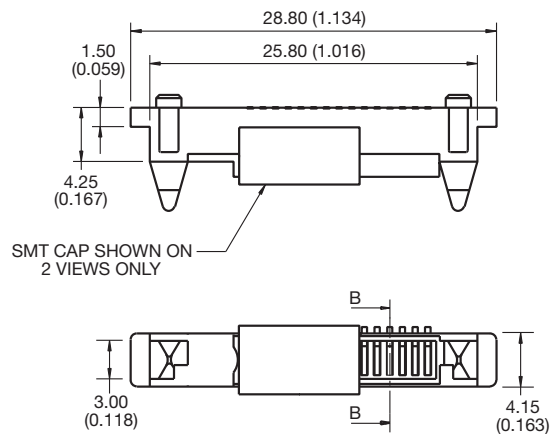
Plug Wire without Coax



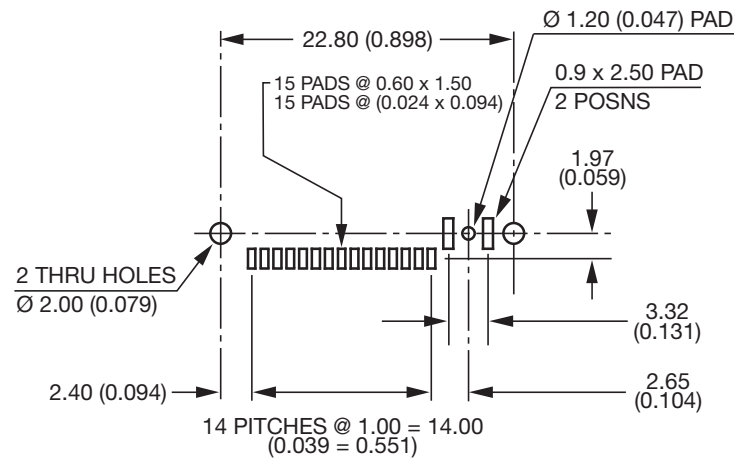
SMT Plug with Coax



SMT Plug without Coax

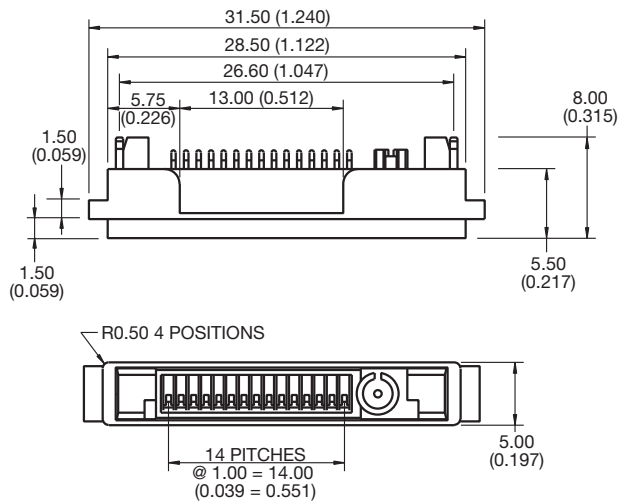


SUGGESTED PCB LAYOUT

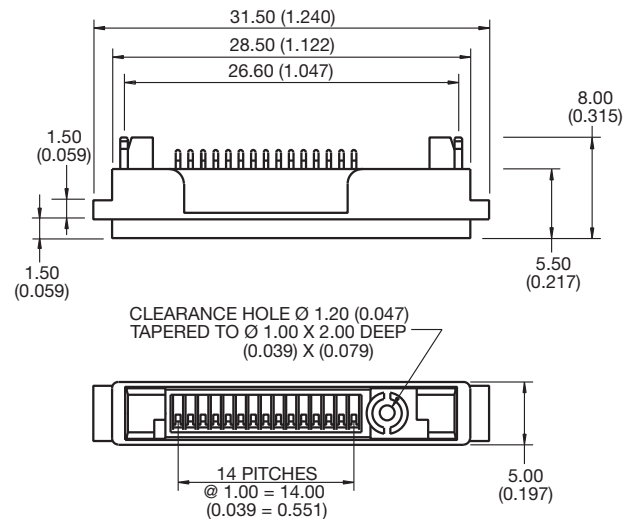


SUGGESTED PCB LAYOUT

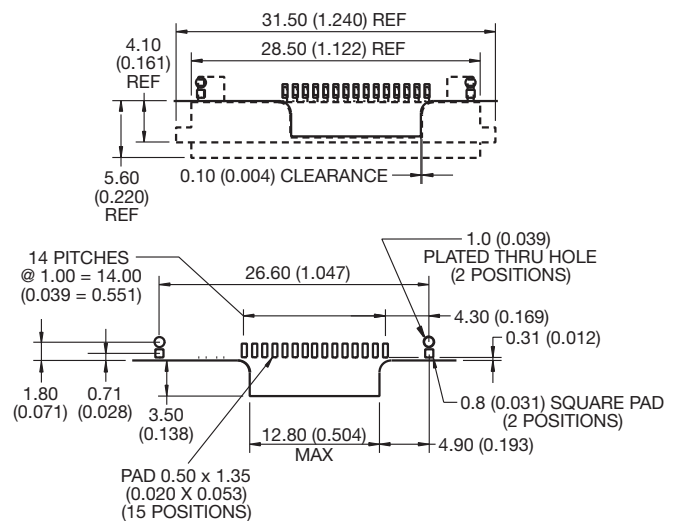
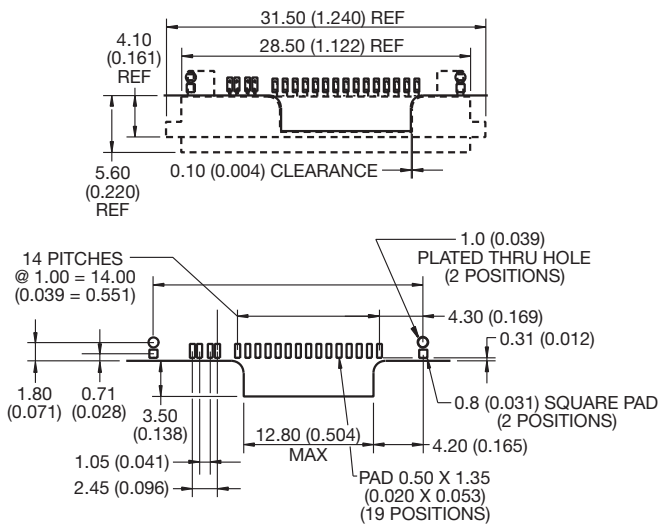
SMT Socket with Coax



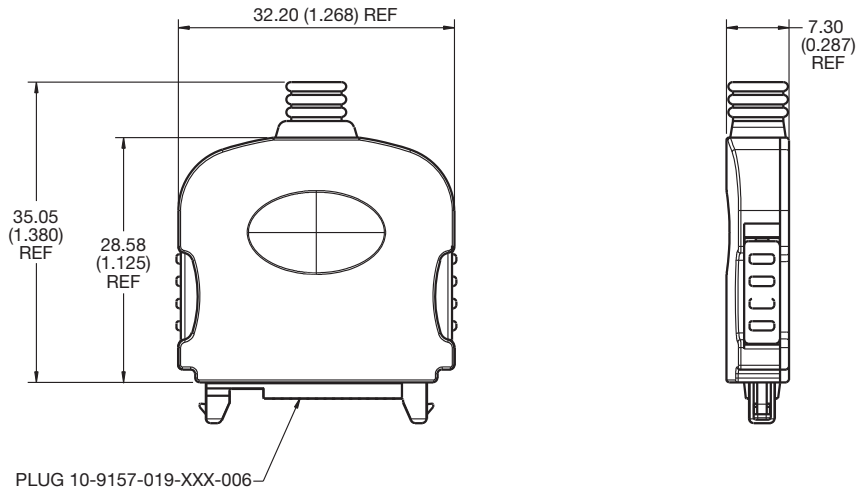
SMT Socket without Coax



SMT PAD LAYOUT



Cover Kit



HOW TO ORDER

Plug Options – Example

10	9157	015	000	006
Prefix	Series	No of Ways	RF Coax Option	Contact Type
10 = Plug 58 = Special		15 = 015	000 = No RF Coax 001 = With RF Coax	006 = Solder Wire 007 = SMT

Socket Options – Example

20	9157	015	000	006
Prefix	Series	No of Ways	RF Coax Option	Contact Type
20 = Socket 58 = Special		15 = 015	000 = No RF Coax 001 = With RF Coax	006 = SMT

Cover Options – Example * Parts supplied in kit form

30	9157	9700	00	000
Prefix	Series	Cover Version	Standard	Grommet Variation
30 = Sub Assembly 58 = Special		9700 = Screw/Press-fit Version 9701 = Ultrasonically Welded Version		000 = No Grommet 035 = to suit ϕ 3.50 cable 050 = to suit ϕ 5.00 cable

Patent: 2276285
5540599

Note: Application tooling to terminate coax cable 06-9157-7116-01-000.